

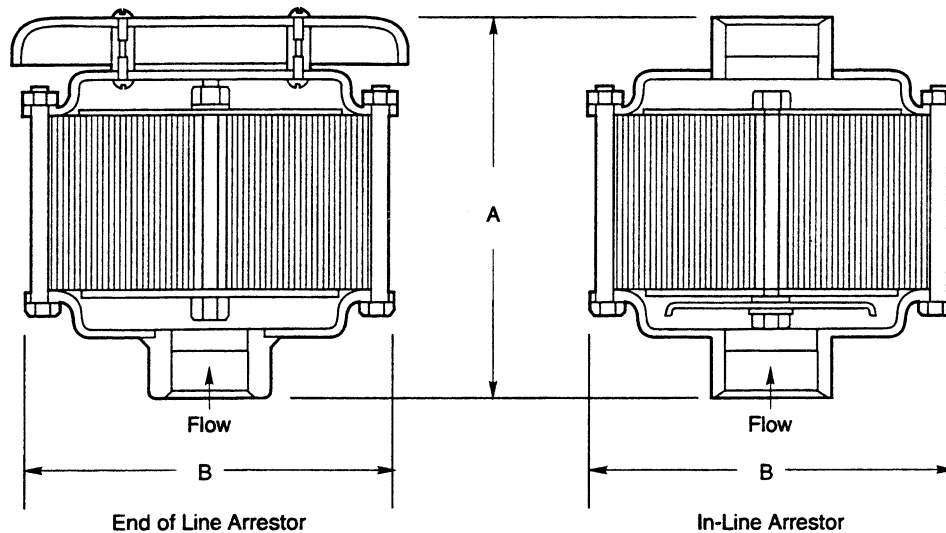
Line Flash Arrestors for use on tank or similar low pressure, vertical, vent lines to reduce chances for combustion within the line from an external source.

All steel construction except 4" thick aluminum element.

Caution: Excessive pressure drop caused by high flow rates or differential pressure across element may be dangerous. Pressure drop across flash arrestors not to exceed 1 psi. Not for use on vent lines where this might occur.



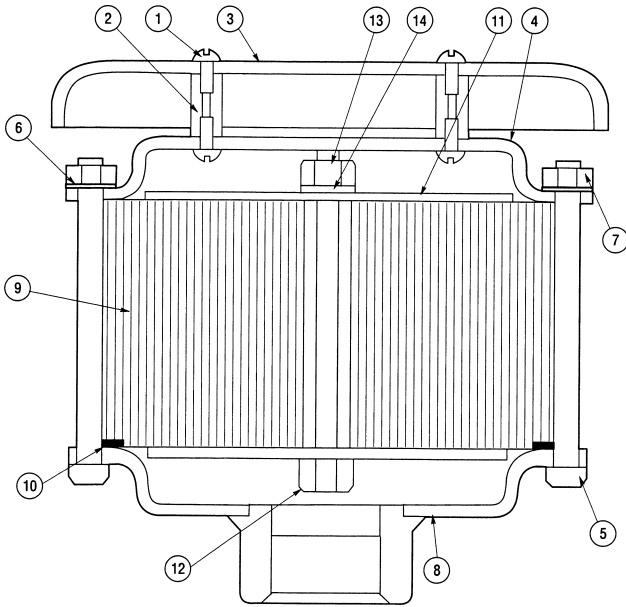
Line Flash Arrestors



Ordering Information and Dimensions

Stock Number	Line Size *Threaded Connection	Element Diameter	Approx. Overall Dimensions		Approx. Shipping Weight (lbs)
			Height A	Diameter B	
80000419	2" End of Line	7.4"	8.5" (215)	9.0" (228)	18
80000418	4" End of Line	10.1"	10.0" (253)	11.5" (291)	28
80000400	6" End of Line	11.3"	10.5" (266)	12.5" (317)	35
80000439	2" In-Line	7.4"	9.3" (236)	9.0" (228)	18
80000440	4" In-Line	10.1"	12.5" (317)	11.5" (291)	28
80000446	6" In-Line (150# Flange*)	11.3"	16.7" (423)	12.5" (317)	35

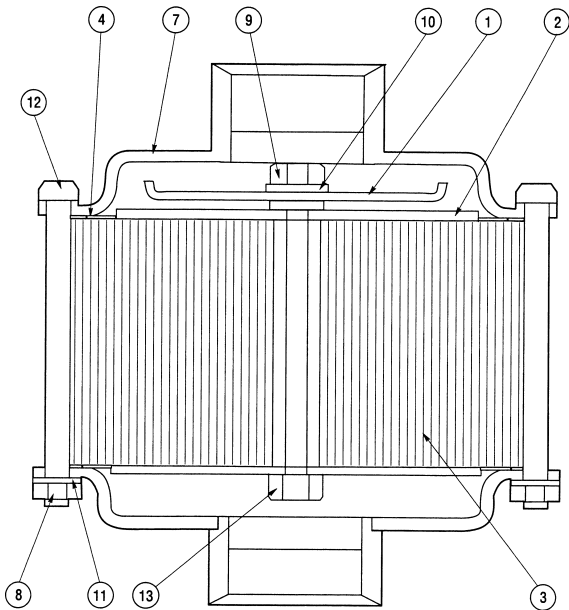
Parts



Item	Notes	Description	Qty.	2"	4"	6"
				Part No.	Part No.	Part No.
1		Screw 1/4-20x1/2 RHMS	8	65011073	65011073	65011073
2		Spacer	4	46001630	46001630	46001630
3		Rain Cover	1	45010980	45010931	45010962
4		Upper Case	1	45010979	45010932	45010964
5	@	Screw 5/16-18x5 HHCS	@	65010949	65010949	65010965
6	@	Washer 5/16 Lock	@	65006103	65006103	65004426
7	@	Nut 5/16-18 Hex	@	65002100	65002100	65001966
8		Lower Case	1	48004456	48010982	48010983
9	*	Element	1	45010977	45010950	45010958
10	*	Gasket	1	45010978	45010954	45010959
11		Element Support	2	45010976	45010953	45010961
12		Screw 1/2-13x5 HHCS	1	65010955	65010955	65010955
13		Nut Hex	1	65002135	65002135	65002135
14		Washer 1/2 Lock	1	65002445	65002445	65002445
15		Plug 1/4 NPT (Not Show n)	1	--	--	45002595

* Recommended Spare Parts

@ Quantity of 12 for 2" and Quantity of 16 For 4" and 6".



Item	Notes	Description	Qty.	2"	4"	6"
				Part No.	Part No.	Part No.
1		Stop Plate	1	45016324	45016324	45016250
2		Element Support	2	45010976	45010953	45010961
3	*	Element	1	45010977	45010950	45010958
4	*	Gasket	2	45010978	45010954	45010959
7	+	Case	2	48004456	48010982	48010983
	+	Case	2	--	--	48016249
8	@	Nut 5/16-18 NC	@	65002100	65002100	65001966
9		Nut 1/2-13 NC	1	65008551	65002135	65002135
10		Washer 1/2 Lock	1	65002445	65002445	65002445
11	@	Washer 5/16 Lock	@	65006103	65006103	65004426
12	@	Screw 5/16-18x5	@	65010949	65010949	65010965
13		Screw 1/2-13x5	1	65010955	65010955	65016251

* Recommended Spare Parts

@ Quantity of 12 for 2" and Quantity of 16 For 4" and 6".

+ 6" only - 48010983 is 6" NPT Connection and 48016249 is 6" 150# Flange Connection.



www.fmcinvalco.com

The specifications contained herein are subject to change without notice and any user of said specifications should verify from the manufacturer that the specifications are currently in effect. Otherwise, the manufacturer assumes no responsibility for the use of specifications which may have been changed and are no longer in effect.

FMC INVALCO Fluid Control Stephenville, TX 76401, Phone: 254/968-2181, FAX: 254/968-5709, Toll Free: 800/468-2526
 Printed in U.S.A. © 6/04 FMC INVALCO All rights reserved.